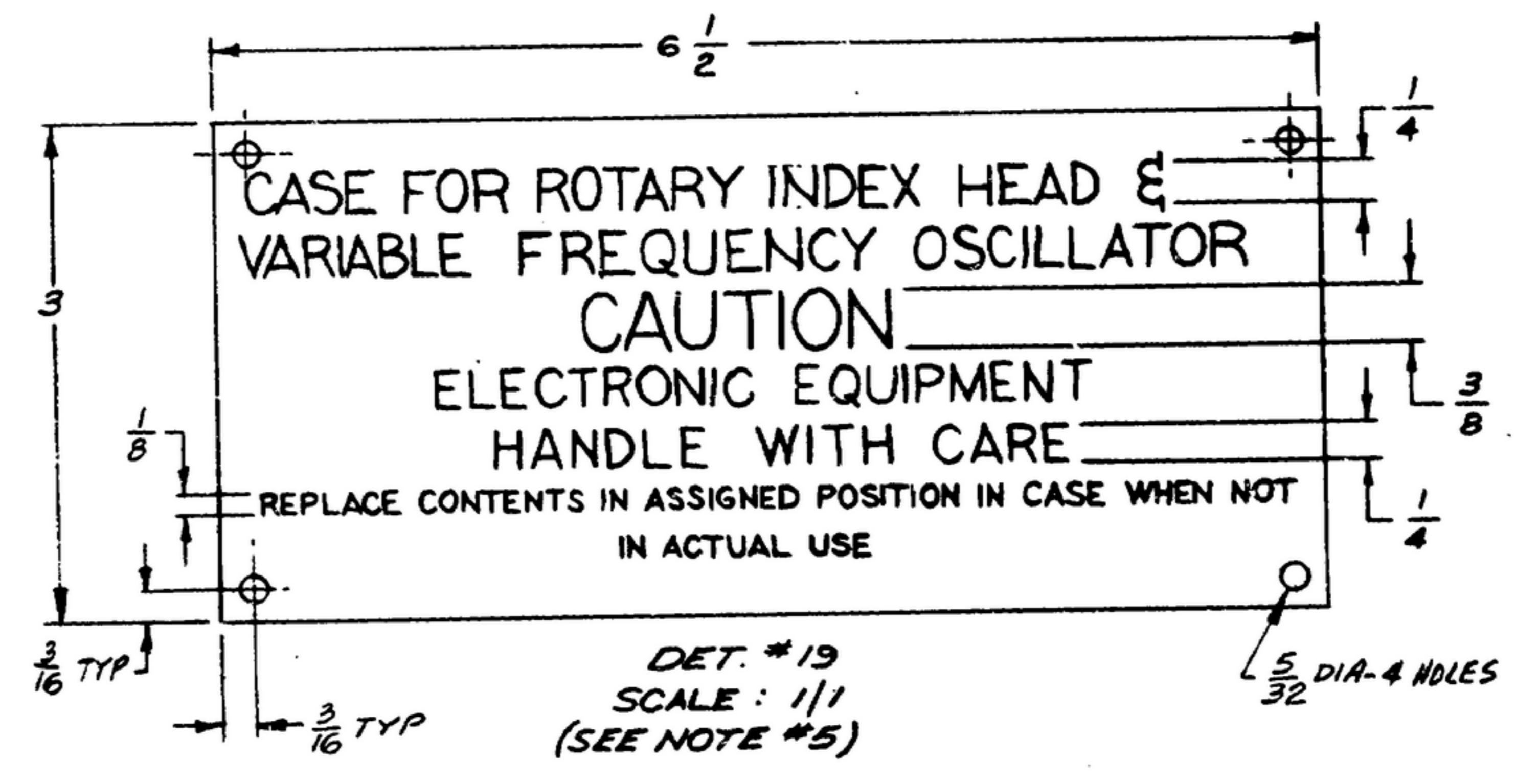
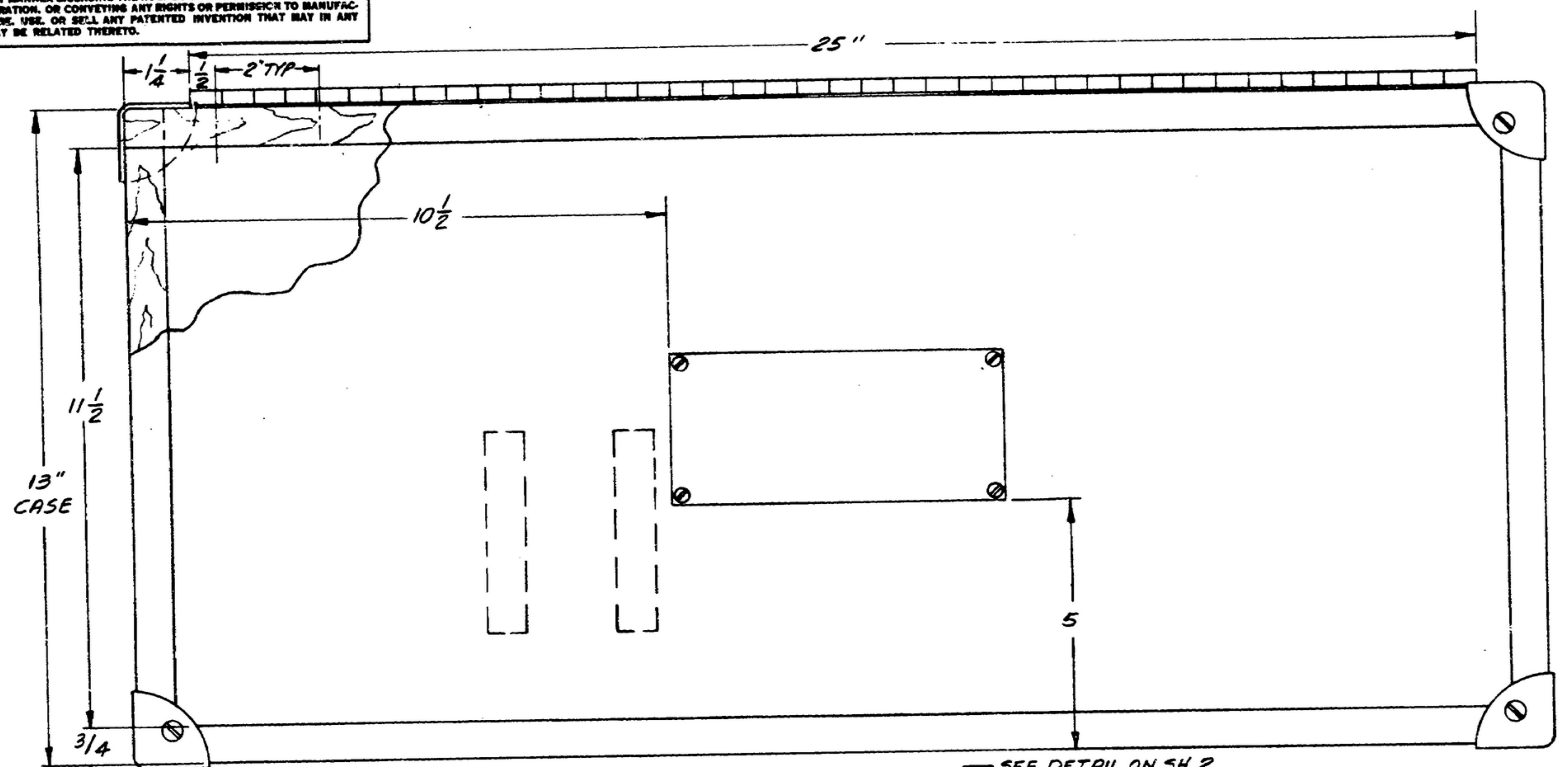


SYM	DESCRIPTION	DATE	APPROVAL

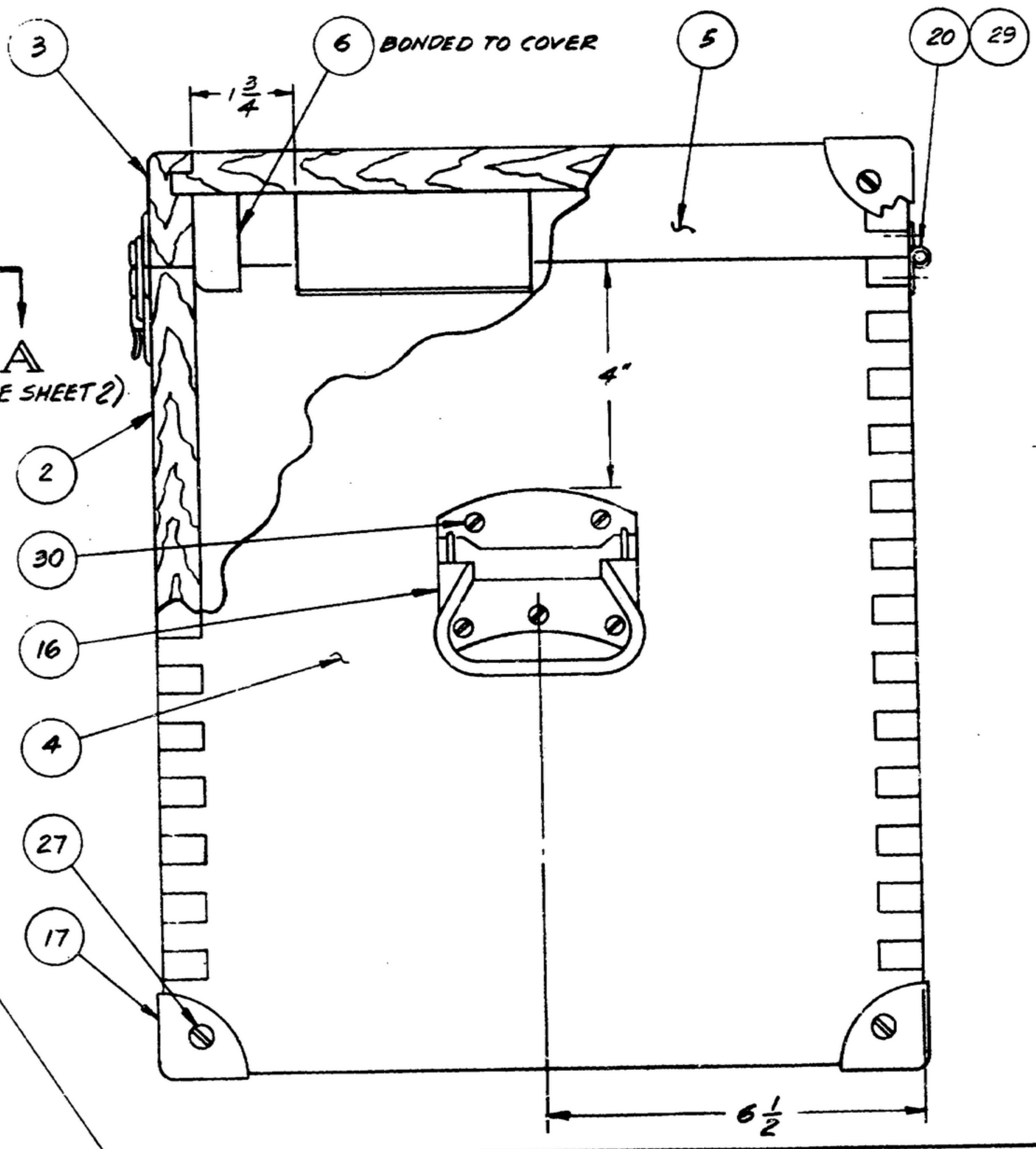
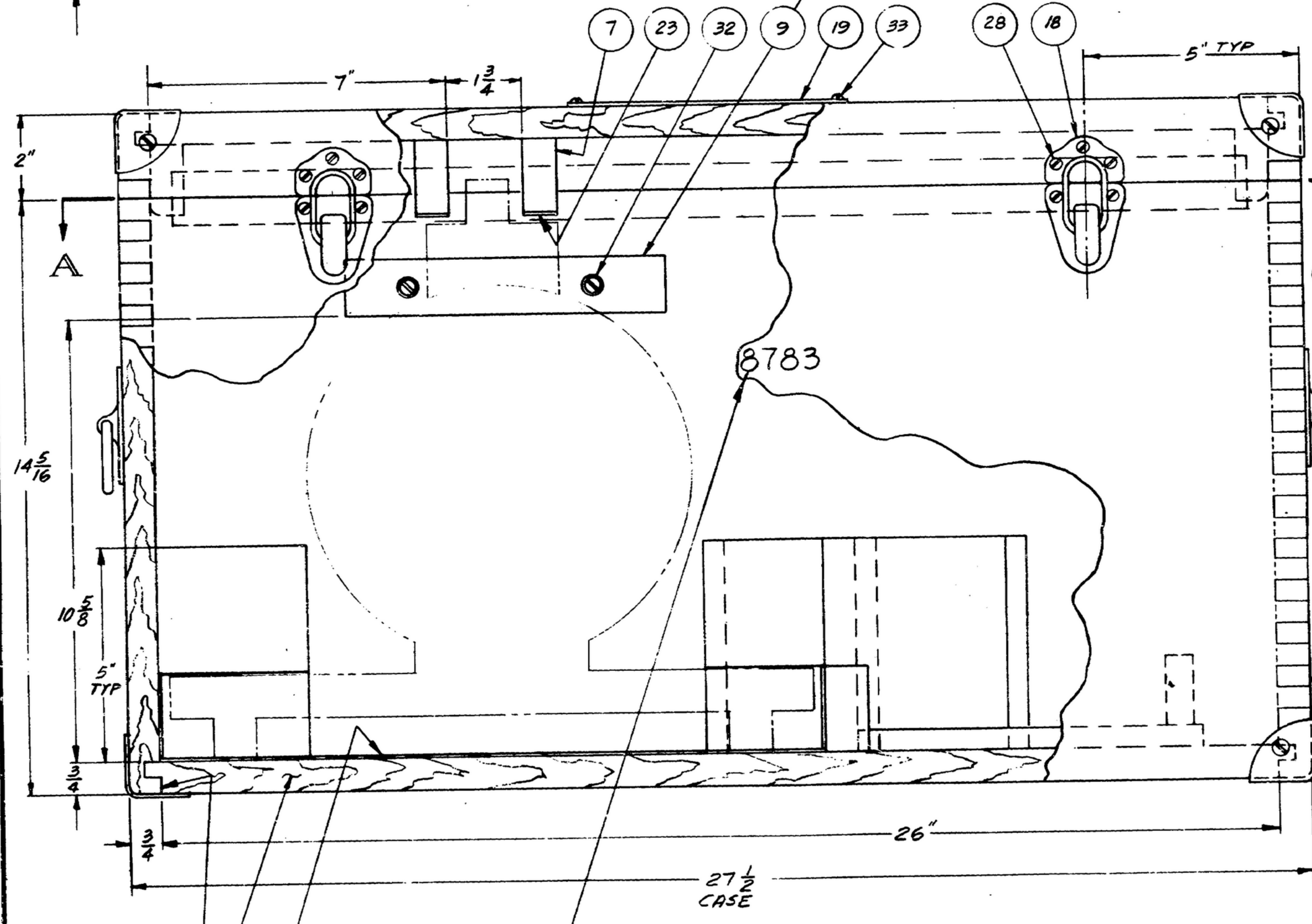
NOTICE - WHEN GOVERNMENT DRAWINGS, SPECIFICATIONS, OR OTHER DATA ARE USED FOR ANY PURPOSE OTHER THAN IN CONNECTION WITH A DEFINITELY RELATED GOVERNMENT PROCUREMENT OPERATION, THE UNITED STATES GOVERNMENT THEREBY INCURS NO RESPONSIBILITY NOR ANY OBLIGATION WHATSOEVER, AND THE FACT THAT THE GOVERNMENT MAY HAVE FORMULATED, FURNISHED, OR IN ANY WAY SUPPLIED THE SAID DRAWINGS, SPECIFICATIONS OR OTHER DATA IS NOT TO BE REGARDED BY IMPLICATION OR OTHERWISE AS IN ANY MANNER LICENSING THE HOLDER OR ANY OTHER PERSON OR CORPORATION, OR CONVEYING ANY RIGHTS OR PERMISSION TO MANUFACTURE, USE, OR SELL ANY PATENTED INVENTION THAT MAY IN ANY WAY BE RELATED THERETO.

THIS DOCUMENT HAS BEEN PURCHASED BY THE GOVERNMENT AND MAY BE REPRODUCED AND USED IN CONNECTION WITH ANY GOVERNMENT PROCUREMENT OR MAINTENANCE OPERATION.

NOTE: DATA MARKED BY AN ASTERISK(*) ARE FOR INFORMATION ONLY. CONTRACTOR MAY, AT HIS OPTION, DEVIATE FROM THESE DETAILS



- NOTES:
- HIGH DENSITY PLYWOOD PER SC-A-47794-3.
 - HARDWOOD, CLEAR, PER SC-A-47794-21.
 - ALL JOINTS & WOOD BLOCKS SHALL BE SECURELY BONDED WITH ADHESIVE PER SPEC. MIL-A-397, TYPE I, CLASS I, APPLIED PER SPEC. MIL-A-5433.
 - BEFORE ASSEMBLY OF HARDWARE, PADDING, & NAMEPLATE, ALL INSIDE & OUTSIDE SURFACES OF CASE SHALL BE FINISHED AS FOLLOWS: SAND & APPLY ONE COAT OF WOOD SEALER PER SPEC. MIL-S-1351B AND ONE COAT OF CLEAR SPAR VARNISH PER SPEC TT-V-119.
 - ALUMINUM ALLOY 2024-T4 PER SPEC QQ-A-362. BLACK ANODIZE PER SPEC MIL-A-8625 ENGRAVE USING GOTHIC STYLE CHARACTERS AND FILL WITH WHITE PAINT.
 - CORBIN CABINET LOCK DIV. - CAT. NO. #1778³/₄ - BRIGHT NICKEL FINISH.
 - STANLEY HARDWARE CO. - CAT. NO. #1205, SIZE 3 1/4, BRIGHT NICKEL FINISH.
 - STANLEY HARDWARE CO. - CAT. NO. #311 - 1 1/4 WIDE - BRIGHT NICKEL FINISH.
 - J.H. SESSIONS & SON ARMED FORCES HARDWARE CAT. NO. S-966 - 9A - ZNS FINISH PER SPEC. 72-53 TABLE #2 TYPE 2 (ZINC COATING .0005 THICK).
 - FELT PER SPEC. C-F-206, SECURELY BONDED IN PLACE WITH PLUMBING #30 AS MADE BY GOODYEAR TIRE & RUBBER CO. - AKRON OHIO. (OR APPROVED EQUIV.)
 - CASE AND MARKINGS ON THE CASE SHALL MEET THE REQUIREMENTS OF SPEC. MIL-G-13451
 - AFTER FINISH IS APPLIED, MARK CHARACTERS IN BLACK, THEN APPLY ONE COAT OF COLORLESS VARNISH TYPE II PER SPEC. MIL-V-178. CHARACTERS SHALL MEET THE TEST REQUIREMENTS OF SPEC. MIL-M-13231.
 - FINISHES ARE PER SPEC. MIL-F-14072.
 - ALL INSIDE DIMENSIONS ARE TO WOOD SURFACES.
 - ALUMINUM ALLOY 2024-T4 PER SPEC QQ-A-362. CLEAR ANODIZE PER SPEC MIL-A-8625.



DET NO	REQD	PART NO.	DESCRIPTION	MATL	FINISHED SIZE	NOTE
34	2	SM-D-58783-34	FLAT HD MACH SCR	STAIN. STL	#8-32 x 3/4 LG	-
33	4	-33	RD HD WOOD SCR		#6 x 1/2 LG	-
32	2	-32	FLAT HD WOOD SCR		#10 x 2 1/4 LG	-
31	4	-31			#8 x 1 PLG	-
30	10	-30			#8 x 3/4 LG	-
29	26	-29			#6 x 3/4 LG	-
28	12	-28			#6 x 5/8 LG	-
27	24	-27	FLAT HD WOOD SCR	STAIN. STL	#6 x 1/2 LG	-
26	4	-26	RD HD WOOD SCR	STAIN. STL	TO SUIT	-
25	2	-25	CHAIN TO SUIT	STL CAD PL	AS REQD	-
24	1	-24	PAD	FELT	1 1/6 x 7 1/4 x 15/16	10
23	2	-23			1 1/6 x 1 3/4 x 27 1/4	10
22	1	-22			1 1/6 x 1 3/4 x 27 1/4	10
21	1	-21	PAD	FELT	1 1/6 x 1 3/4 x 27 1/4	10
20	1	-20	CONTINUOUS HINGE	STEEL	1 1/4 WIDE x 2.5"	8
19	1	-19	NAMEPLATE	ALUM	3/4 x 4 x 1/2	5
18	2	-18	CASE CATCH	STEEL		6
17	8	-17	BOX CORNER	STEEL	1 1/2	9
16	2	-16	CHEST HANDLE	STEEL	#3 1/4	7
15	1	-15	V.F.O. BLOCK	ALUM AL	5/8 x 2" x 2 1/2	15
14	1	-14	V.F.O. PLATE	ALUM AL	1/2 x 4 1/2 x 8"	15
13	1	-13	SIDE BLOCK	HARDWOOD	1/2 x 3" x 5"	2E3
12	1	-12	REAR BLOCK		1/2 x 5" x 6 1/2	
11	1	-11	REAR BLOCK		1/2 x 3 3/4 x 5"	
10	3	-10	REAR BLOCK		1/2 x 4 1/4 x 5"	
9	1	-9	HOLDER BLOCK		1 3/4 x 3 3/8 x 7 1/2	
8	1	-8	FRONT END BLOCK		1" x 1" x 2"	
7	2	-7	COVER BLOCK		3/4 x 1 3/4 x 4"	2E3
6	2	-6	COVER ALIGNMENT BLOCK	HARDWOOD	3/4 x 3/4 x 1 5/8	2
5	2	-5	SIDES COVER	PLYWOOD	3/4 x 2" x 13"	1
4	2	-4	SIDES CASE		3/4 x 15" x 14 5/16	1
3	2	-3	ENDS COVER		3/4 x 2" x 27 1/2	1
2	2	-2	ENDS CASE		3/4 x 14 5/16 x 27 1/2	1
1	2	SM-D-58783-1	TOP & BOTTOM	PLYWOOD	3/4 x 12 1/4 x 26 3/4	1

TONGUE & GROOVE SIDES AS SHOWN

ON FRONT OF CASE USING 1/2" GOthic CHARACTERS MARK CASE NO. 58783 (SEE NOTE #12)

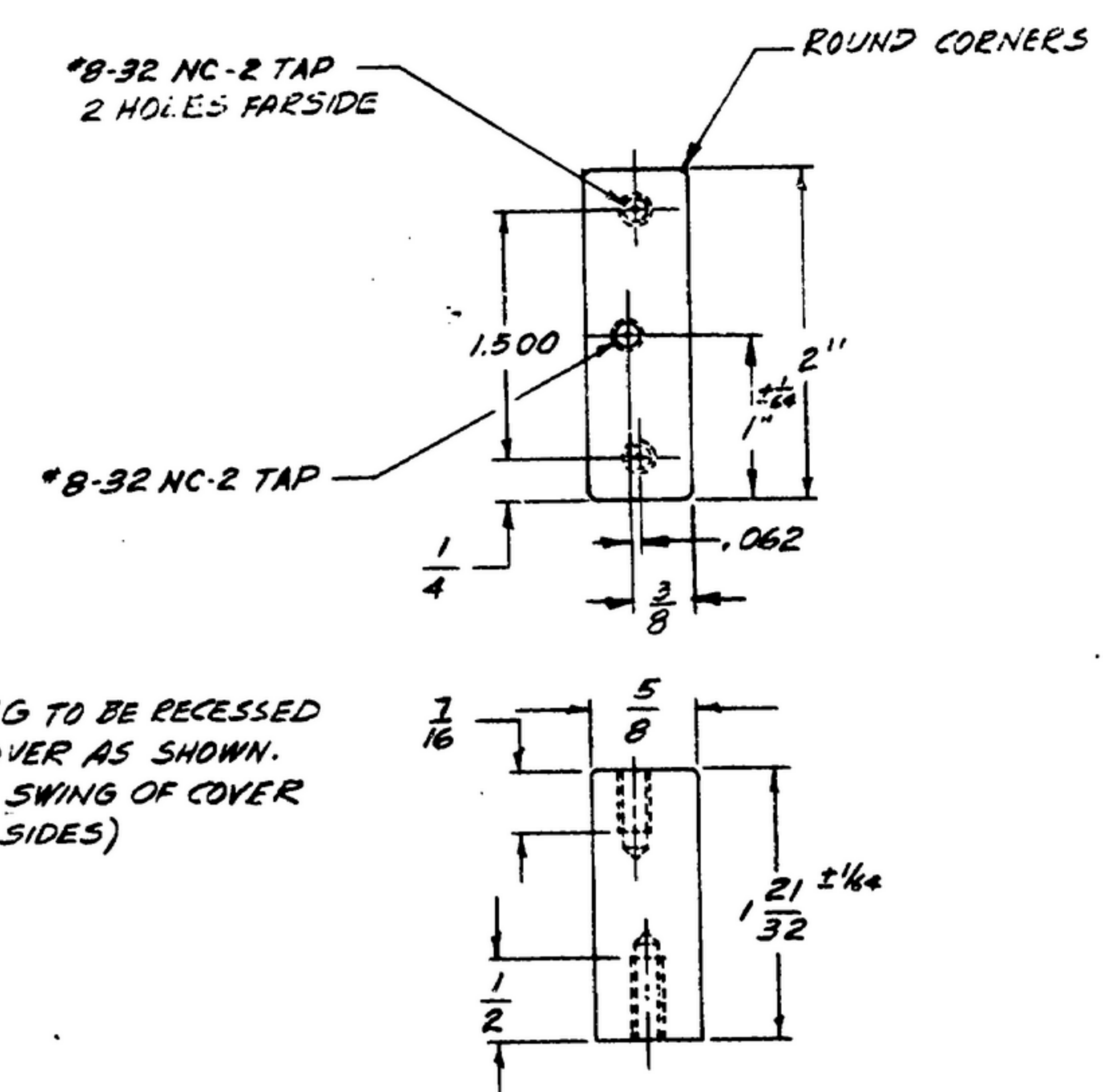
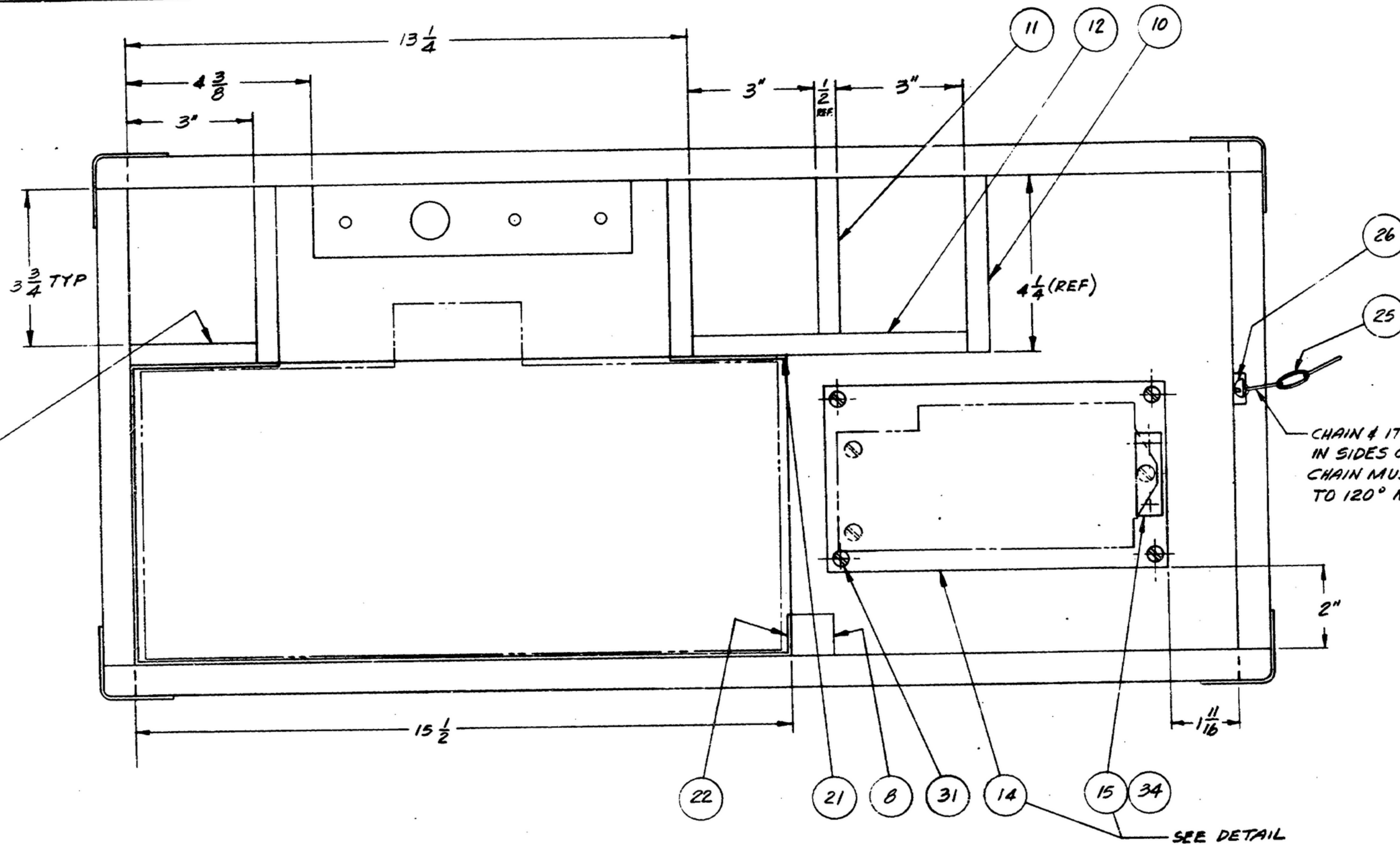
UNLESS OTHERWISE SPECIFIED DIMENSIONS ARE IN INCHES TOLERANCES ON FRACTIONS DECIMALS ANGLES ±1/32 ±.005 ±1°		COSMOS INDUSTRIES INC. ORDER NO. 15378-PP-63 SIGNAL CORPS		DEPARTMENT OF THE ARMY U. S. ARMY SIGNAL MATERIEL SUPPORT AGENCY	
DRAWN N. FORMIS		REVIEWER GEB		FORT MONMOUTH NEW JERSEY	
SC-GL-57655		APPROVED JAR		SM-D-58783	
NEXT ASSY	USED ON	CHECKED	DATE 10 APR 63	SCALE HALF SIZE	CODE 80063 SHEET 1 OF 2
APPLICATION	APPROVED				

WHEN REFERRING TO THIS DRAWING STATE DRAWING NO., APPLICABLE ISSUE SYMBOL, IF ANY, AND DATE.

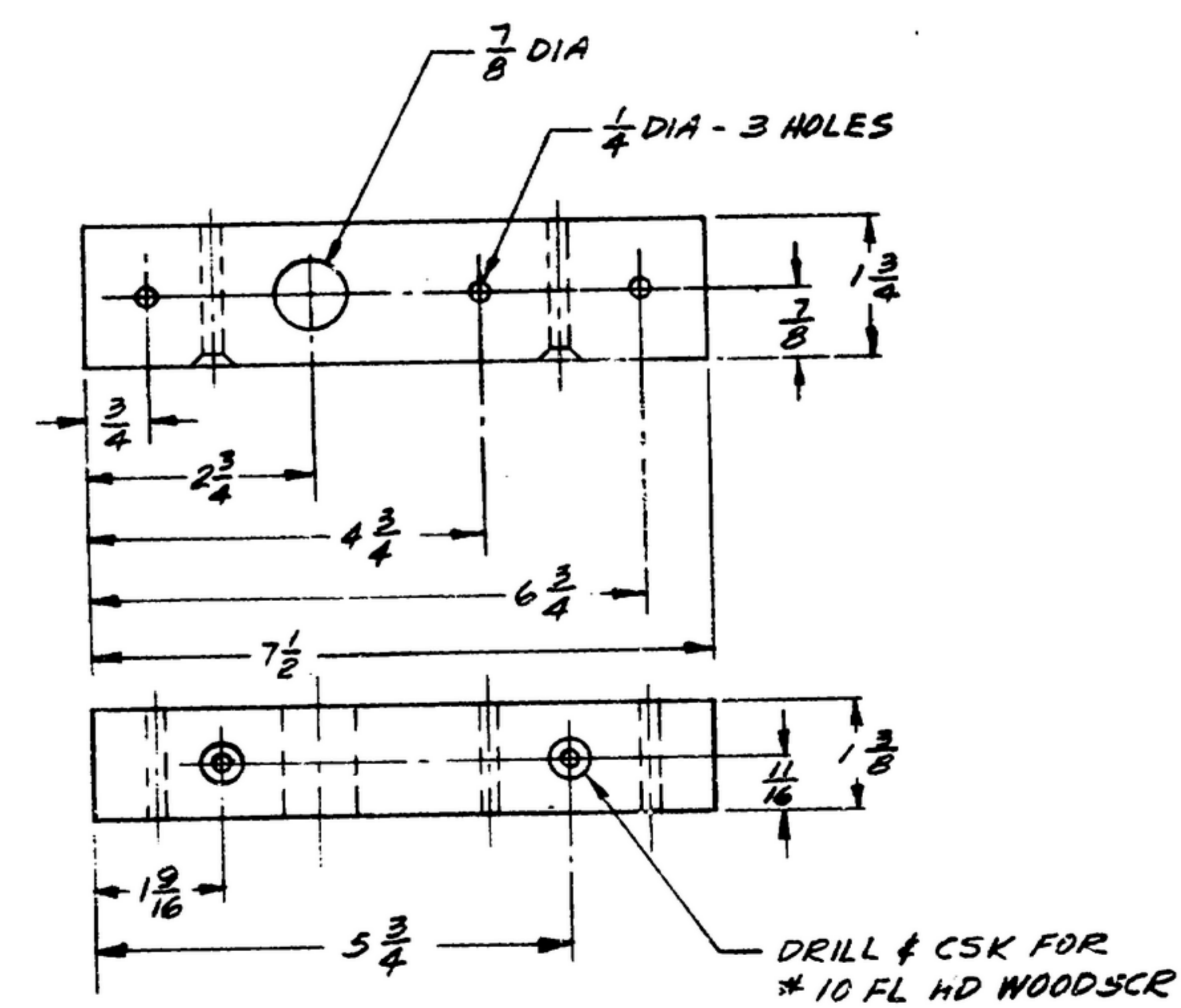
NOTE:
 DATA MARKED BY AN ASTERISK (*) ARE FOR
 INFORMATION ONLY, CONTRACTOR MAY, AT
 HIS OPTION, DEVIATE FROM THESE DETAILS

NOTICE - WHEN GOVERNMENT DRAWINGS, SPECIFICATIONS, OR
 OTHER DATA ARE USED FOR ANY PURPOSE OTHER THAN IN CONNEC-
 TION WITH A DEFINITELY RELATED GOVERNMENT PROCUREMENT OPER-
 ATION, THE UNITED STATES GOVERNMENT THEREBY INCURS NO
 RESPONSIBILITY NOR ANY OBLIGATION WHATSOEVER, AND THE FACT
 THAT THE GOVERNMENT MAY HAVE FORMULATED, FURNISHED, OR IN
 ANY WAY SUPPLIED THE SAID DRAWINGS, SPECIFICATIONS OR OTHER
 DATA IS NOT TO BE REGARDED BY IMPLICATION OR OTHERWISE AS AN
 ANY BARRIER LICENSING THE HOLDER OR ANY OTHER PERSON OR COR-
 PORATION, OR CONVEYING ANY RIGHTS OR PERMISSION TO MANUFAC-
 TURE, USE, OR SELL ANY PATENTED INVENTION THAT MAY IN ANY
 WAY BE RELATED THEREOF.

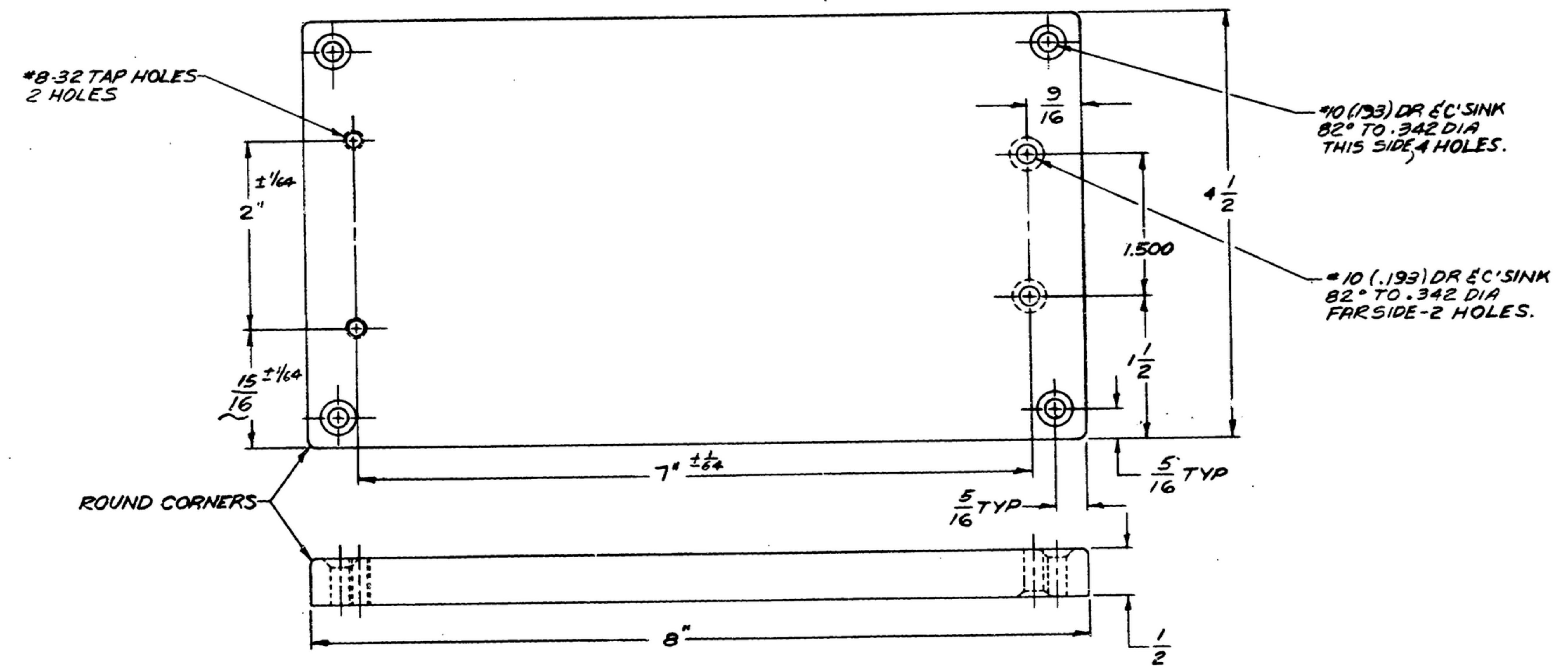
"THIS DOCUMENT HAS BEEN PURCHASED
 BY THE GOVERNMENT AND MAY BE REPRO-
 DUCED AND USED IN CONNECTION WITH
 ANY GOVERNMENT PROCUREMENT OR MAI-
 TENANCE OPERATION."



DET. #15
 SCALE: 1/1
 MATL: SEE NOTE 15



DET. #9
 SCALE: 1/2
 MATL: SEE NOTE 2



DET. #14
 SCALE: 1/1
 MATL: SEE NOTE 15

REGD	PART NO.	DESCRIPTION	SPECIFICATION
LIST OF MATERIAL			
UNLESS OTHERWISE SPECIFIED		DEPARTMENT OF THE ARMY	
DIMENSIONS ARE IN INCHES		U. S. ARMY SIGNAL MATERIEL	
TOLERANCES ON FRACTIONS DECIMALS ANGLES		SUPPORT AGENCY	
± 1/32 ± .005 ± 1°		FORT MONMOUTH NEW JERSEY	
DRAWN N. FORMS		SM-D-58783	
SC-61-57655		CODE 80053 SHEET 2 OF 2	
NEXT ASSY	USED ON	APPROVED	DATE
APPLICATION	CHECKED	DATE	SCALE
	APPROVED	10 APR 63	AS NOTED

CASE FOR
 ROTARY INDEX HEAD
 & VARIABLE FREQUENCY
 OSCILLATOR